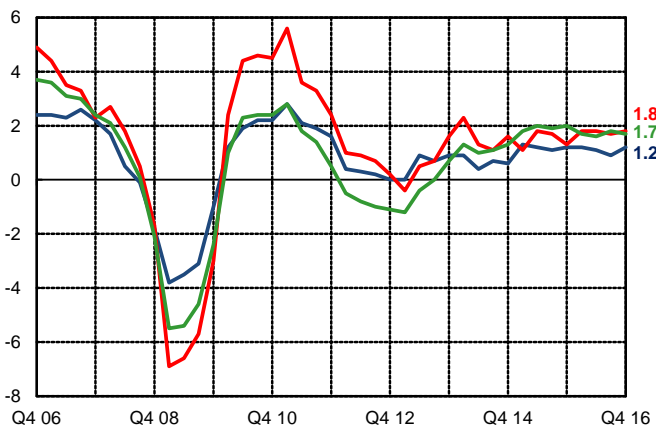


# Main Statistical Indicators

— France — Euro area — Germany

## GDP GROWTH RATE

GDP at market prices - Growth rate, over 1 year (%)



Source : INSEE, Eurostat

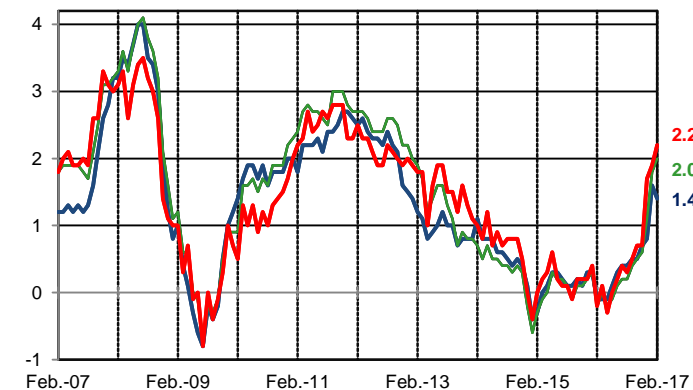
## PUBLIC FINANCES

As % of GDP	France	Germany	Euro area
Public budget balance 2015	-3.5	+0.7	-2.1
Cumulative over 4 quarters Q3 2016	-3.2	+0.5	-1.7
Structural budget balance, General government			
2015 (final)	-2.6	+0.8	-1.0
2016 (forecast)	-2.5	+0.6	-1.2
Government debt Q3 2016	97.6	69.4	90.1

Source : INSEE, Eurostat  
European Commission (European Economic Forecast, Spring 2016)

## INFLATION RATE

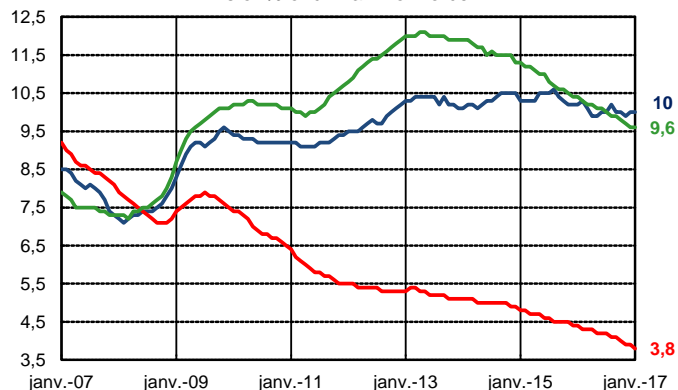
HICP, Annual rate (%)



Source : INSEE, Destatis, Eurostat

## UNEMPLOYMENT RATE

As of % of civilian workforce



Source : Eurostat

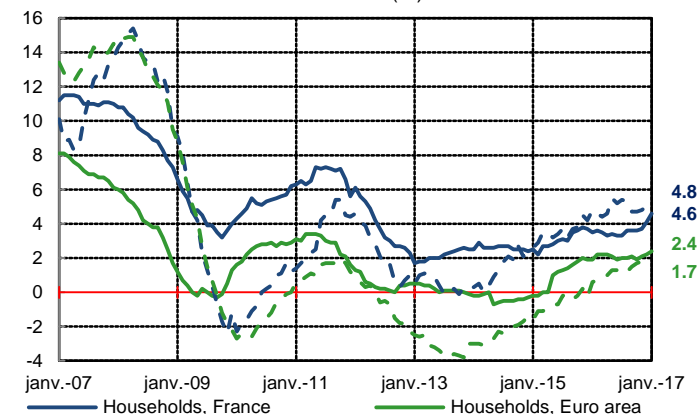
## BoP : CURRENT ACCOUNT

As % of GDP, seasonally adjusted balance Q3 2016	
France	-1.1
Germany	+8.3
Euro area	+3.3

Source : Banque de France, Bundesbank, Eurostat  
Calculation Banque de France - DGS

## LOANS TO HOUSEHOLDS & NON FINANCIAL CORPORATIONS

Annual rate (%)



Source : Banque de France, BCE