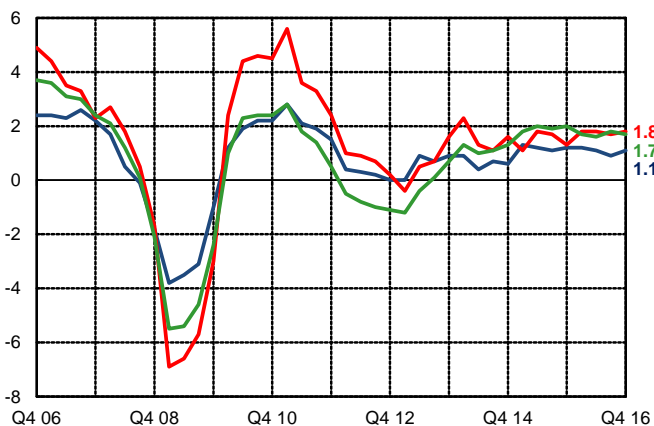


Main Statistical Indicators

— France — Euro area — Germany

GDP GROWTH RATE

GDP at market prices - Growth rate, over 1 year (%)



Source : INSEE, Eurostat

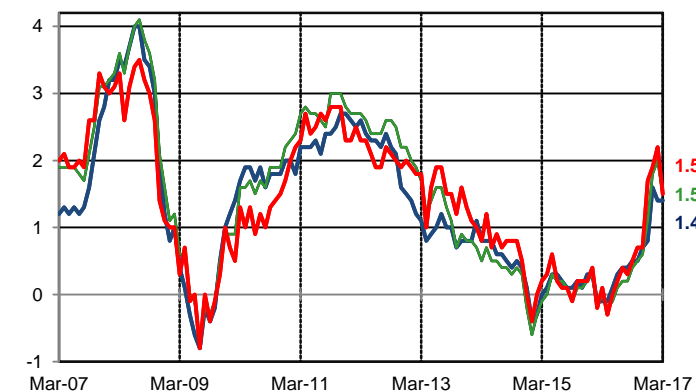
PUBLIC FINANCES

As % of GDP	France	Germany	Euro area
Public budget balance 2015	-3.5	+0.7	-2.1
Cumulative over 4 quarters Q3 2016	-3.2	+0.5	-1.7
Structural budget balance, General government 2015 (final)	-2.7	+0.7	-1.0
2016 (forecast)	-2.5	+0.7	-1.1
Government debt	Q4 2016	Q3 2016	Q3 2016
	96.0	69.4	90.1

Source : INSEE, Eurostat
European Commission (European Economic Forecast, Spring 2016)

INFLATION RATE

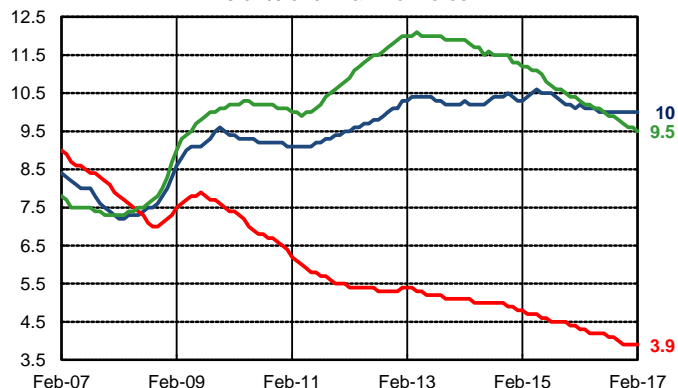
HICP, Annual rate (%)



Source : INSEE, Destatis, Eurostat

UNEMPLOYMENT RATE

As of % of civilian workforce



Source : Eurostat

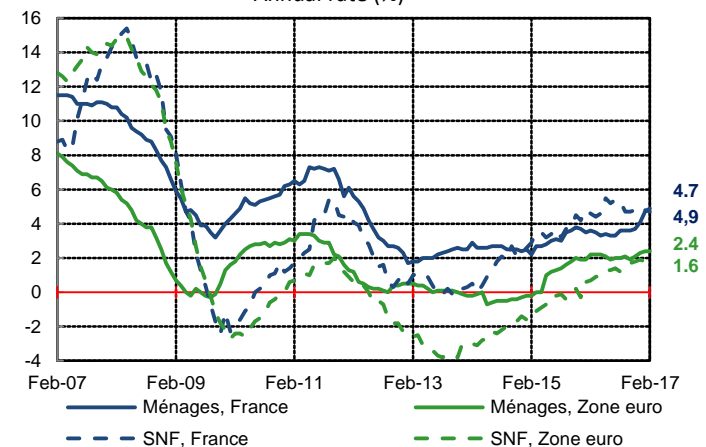
BoP : CURRENT ACCOUNT

As % of GDP, seasonally adjusted balance Q3 2016	
France	-1.2
Germany	+7.6
Euro area	+3.5

Source : Banque de France, Bundesbank, Eurostat
Calculation Banque de France - DGS

LOANS TO HOUSEHOLDS & NON FINANCIAL CORPORATIONS

Annual rate (%)



Source : Banque de France, BCE