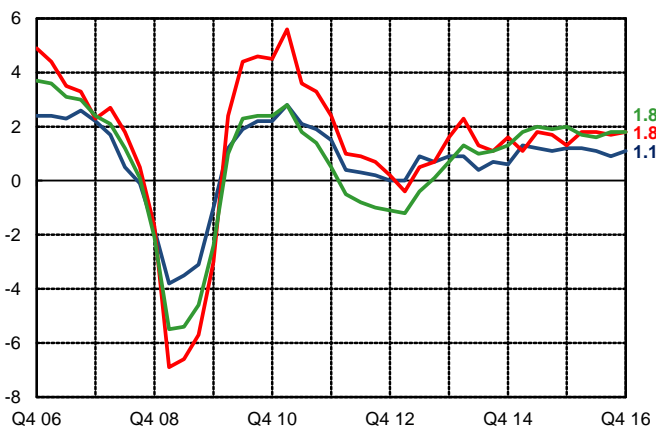


Main Statistical Indicators

— France — Euro area — Germany

GDP GROWTH RATE

GDP at market prices - Growth rate, over 1 year (%)



Source : INSEE, Eurostat

PUBLIC FINANCES

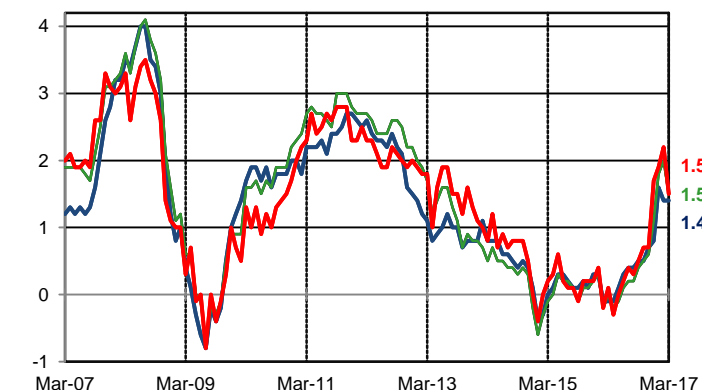
En % du PIB	France	Germany	Euro Area
	2016	2016	2015
Public budget balance annual	-3,4	+0,8	-2,1
Public budget balance quarterly	Q4 2016	Q3 2016	Q3 2016
	-3,2	+0,5	-1,7
Structural budget balance, General government			
2015 (définitif)	-2,7	+0,7	-1,0
2016 (prévision)	-2,5	+0,7	-1,1
Dettes publiques	T4 2016	T3 2016	T3 2016
	96,0	69,4	90,1

Source : INSEE, Eurostat

European Commission (European Economic Forecast, Spring 2016)

INFLATION RATE

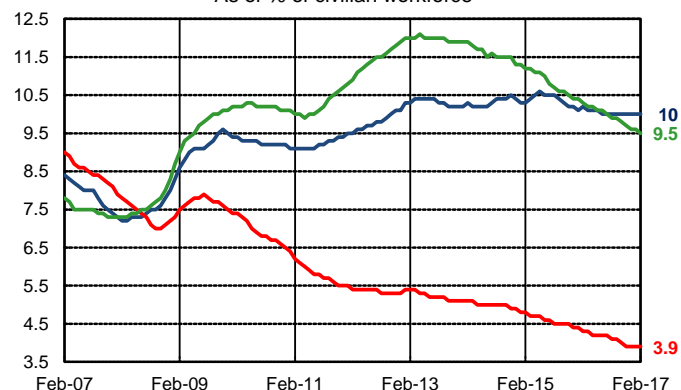
HICP, Annual rate (%)



Source : INSEE, Destatis, Eurostat

UNEMPLOYMENT RATE

As of % of civilian workforce



Source : Eurostat

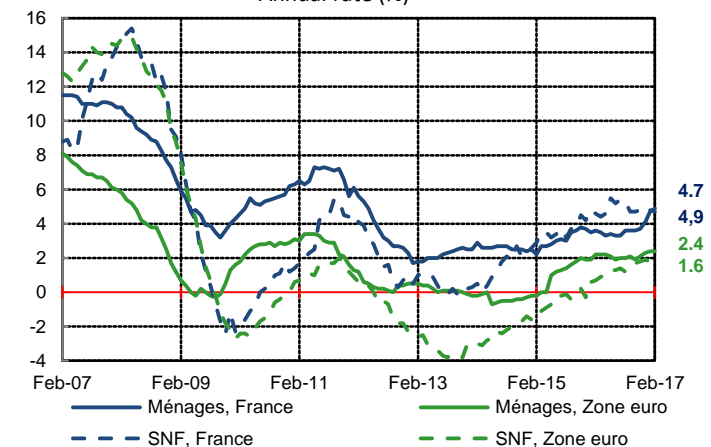
BoP : CURRENT ACCOUNT

As % of GDP, seasonally adjusted balance Q3 2016	
France	-1.2
Germany	+7.6
Euro area	+3.5

Source : Banque de France, Bundesbank, Eurostat
Calculations Banque de France - DGS

LOANS TO HOUSEHOLDS & NON FINANCIAL CORPORATIONS

Annual rate (%)



Source : Banque de France, BCE