

Main Statistical Indicators

— France — Euro area — Germany

GDP GROWTH RATE

GDP at market prices - Growth rate, over 1 year (%)



Source : INSEE, Eurostat

PUBLIC FINANCES

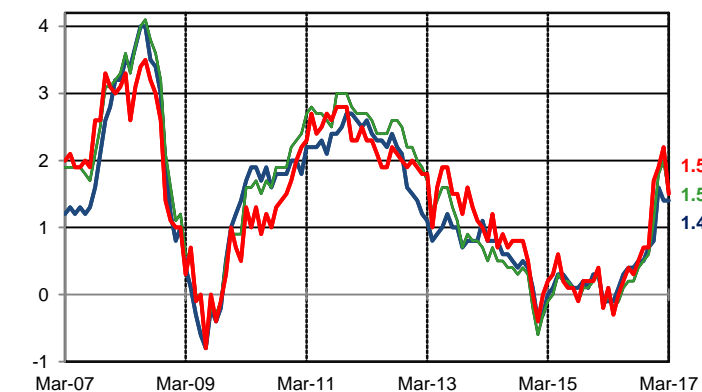
As % of GDP	France	Germany	Euro Area
	2016	2016	2015
Public budget balance annual	-3.4	+0.8	-2.1
Public budget balance quarterly	Q4 2016	Q4 2016	Q4 2016
	-3.2	+0.8	-1.5
Structural budget balance, General government			
2015 (définitif)	-2.7	+0.7	-1.0
2016 (prévision)	-2.5	+0.7	-1.1
Dette publique T4 2016	96,0	68.3	89.4

Source : INSEE, Eurostat

European Commission (European Economic Forecast, Spring 2016)

INFLATION RATE

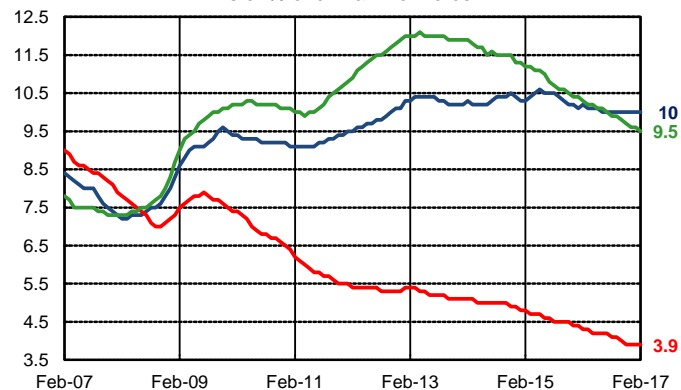
HICP, Annual rate (%)



Source : INSEE, Destatis, Eurostat

UNEMPLOYMENT RATE

As of % of civilian workforce



Source : Eurostat

BoP : CURRENT ACCOUNT

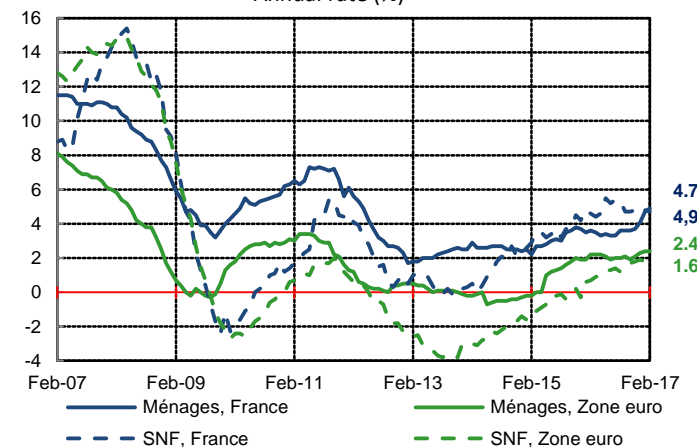
As % of GDP, seasonally adjusted balance Q3 2016

France	-1.2
Germany	+7.6
Euro area	+3.5

Source : Banque de France, Bundesbank, Eurostat
Calculation Banque de France - DGS

LOANS TO HOUSEHOLDS & NON FINANCIAL CORPORATIONS

Annual rate (%)



Source : Banque de France, BCE