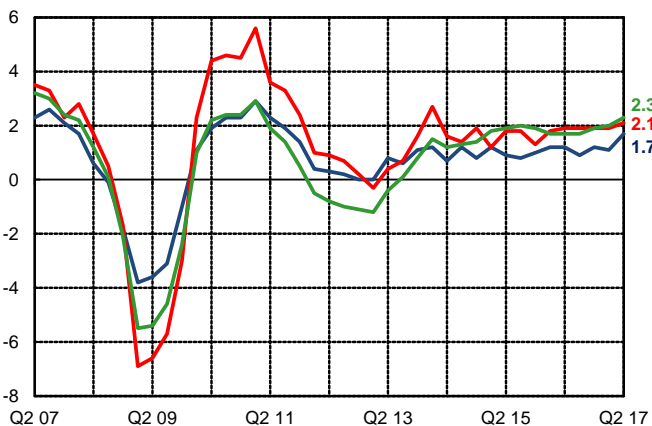


# Main Statistical Indicators

— France — Euro area — Germany

## GDP GROWTH RATE

GDP at market prices - Growth rate, over 1 year (%)



Source : INSEE, Eurostat

## PUBLIC FINANCES

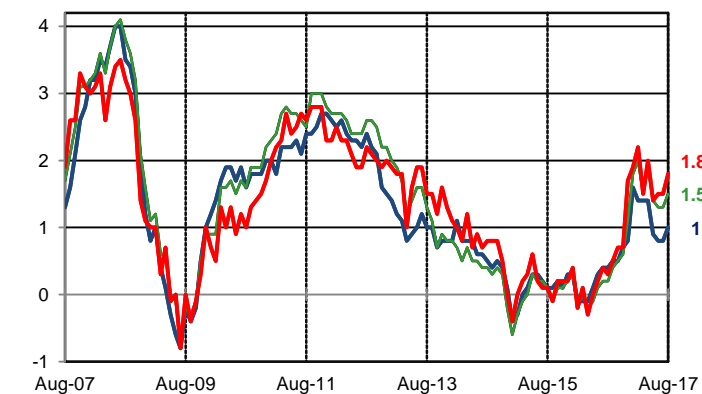
As % of GDP	France	Germany	Euro Area
<b>Public budget balance</b>			
2016	-3.4	+0.8	-1.5
Public budget balance	Q1	Q1	Q1
2017	-3.4	+1.0	-1.3
<b>Structural budget balance, General government</b>			
2016 (définitif)	-2.5	+0.8	-1.0
2017 (prévision)	-2.4	+0.6	-1.1
<b>Dette publique</b>			
Q1 2017	98.9	66.9	89.5

Source : INSEE, Eurostat

European Commission (European Economic Forecast, Spring 2016)

## INFLATION RATE

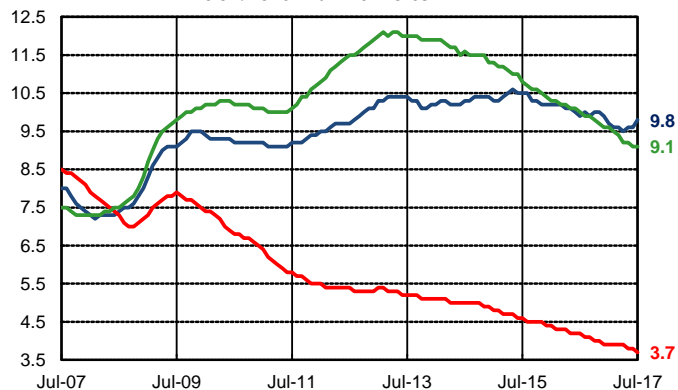
HICP, Annual rate (%)



Source : INSEE, Destatis, Eurostat

## UNEMPLOYMENT RATE

As of % of civilian workforce



Source : Eurostat

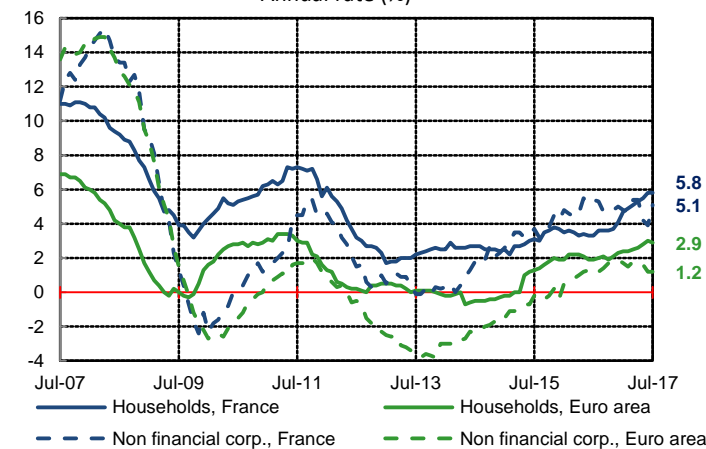
## BoP : CURRENT ACCOUNT

As % of GDP, seasonally adjusted balance	Q1 2017
France	-1.6
Germany	+8.1
Euro area	+3.3

Source : Banque de France, Bundesbank, Eurostat  
Calculation Banque de France - DGS

## LOANS TO HOUSEHOLDS & NON FINANCIAL CORPORATIONS

Annual rate (%)



Source : Banque de France, BCE