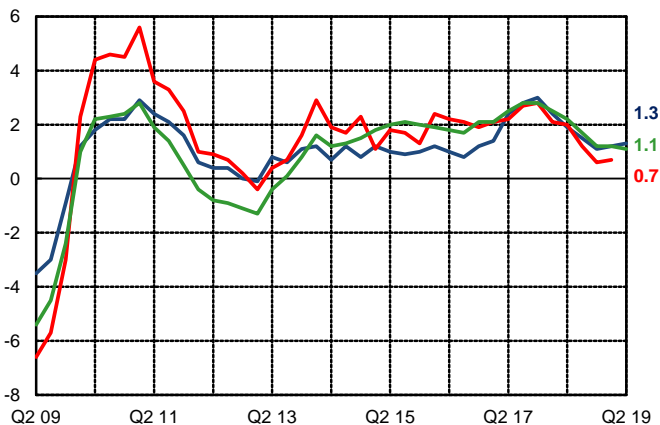


# Main Statistical Indicators

— France — Euro area — Germany

## GDP GROWTH RATE

GDP at market prices - Growth rate, over 1 year (%)



Source : INSEE, Eurostat

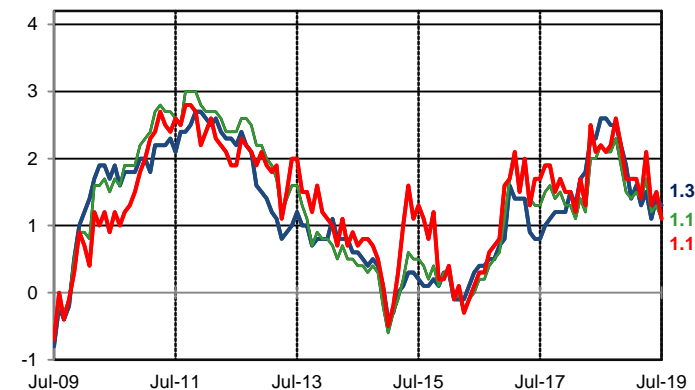
## PUBLIC FINANCES

| As % of GDP  | France      | Germany     | Euro Area   |
|--|-------------|-------------|-------------|
| <b>Public budget balance</b>                         | <b>2017</b> | <b>2017</b> | <b>2017</b> |
|  | -2.6        | +1.3        | -0.9        |
| <b>Public budget balance</b>                         |             |             |             |
| <b>Q4 2018</b>                                       | -2.5        | +1.7        | -0.5        |
| <b>Structural budget balance, General government</b> |             |             |             |
| <b>2018 (final)</b>                                  | -2.6        | +1.6        | -0.7        |
| <b>2019 (forecast)</b>                               | -2.6        | +1.1        | -0.9        |
| <b>Public debt</b>                                   |             |             |             |
| <b>Q1 2019</b>                                       | 99.6        | 61.0        | 85.9        |

Source : INSEE, Eurostat, European Commission

## INFLATION RATE

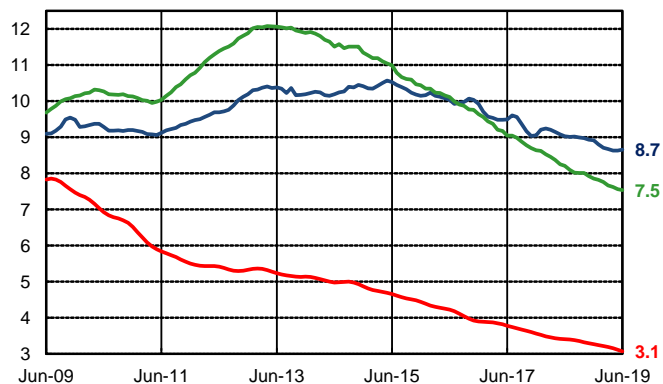
HICP, Annual rate (%)



Source : INSEE, Destatis, Eurostat

## UNEMPLOYMENT RATE

As of % of civilian workforce



Source : Eurostat

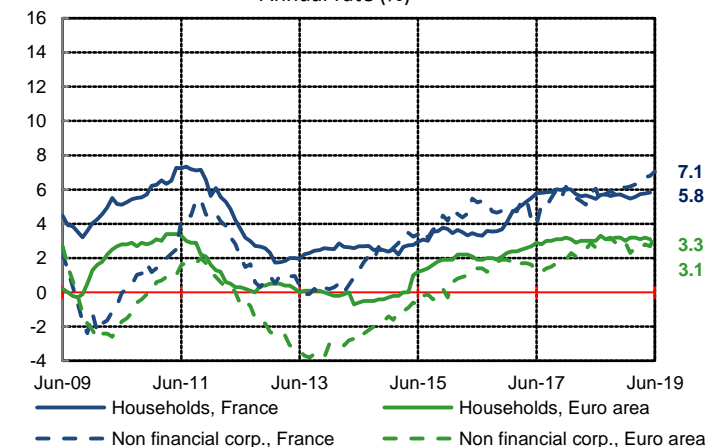
## BoP : CURRENT ACCOUNT

| As % of GDP, seasonally adjusted balance | Q4 2018     |
|--|-------------|
| <b>France</b>                            | <b>-0.1</b> |
| <b>Germany</b>                           | <b>+7.5</b> |
| <b>Euro area</b>                         | <b>+2.7</b> |

Source : Banque de France, Bundesbank, Eurostat  
Calculation Banque de France - DGS

## LOANS TO HOUSEHOLDS & NON FINANCIAL CORPORATIONS

Annual rate (%)



Source : Banque de France, BCE