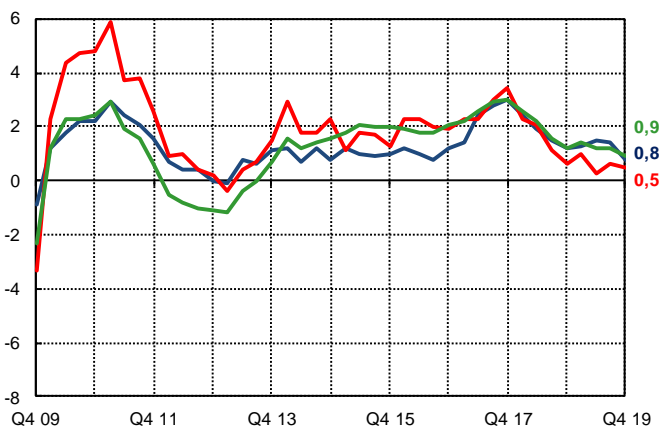


Main Statistical Indicators

— France — Euro area — Germany

GDP GROWTH RATE

GDP at market prices - Growth rate, over 1 year (%)



Source : INSEE, Eurostat

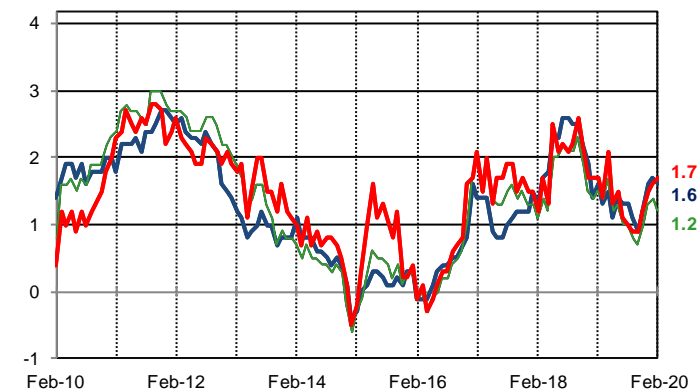
PUBLIC FINANCES

As % of GDP	France	Germany	Euro Area
Public budget balance	2018	2018	2018
	-2.5	+1.7	-0.5
Public budget balance	Q3 2019	+1.6	-0.8
Structural budget balance, General government			
2018 (final)	-2.6	+1.6	-0.7
2019 (forecast)	-2.6	+1.1	-0.9
Public debt			
Q3 2019	100.4	61.2	86.1

Source : INSEE, Eurostat, European Commission

INFLATION RATE

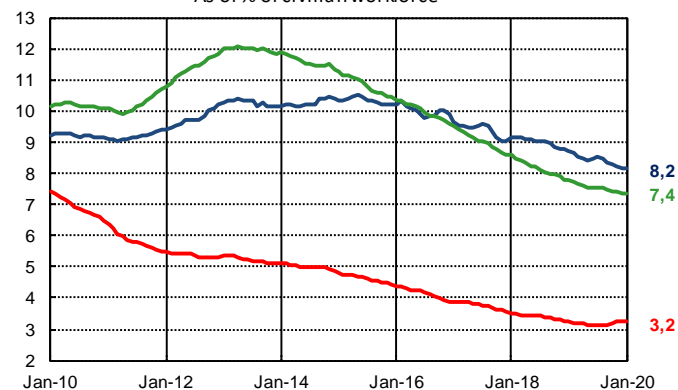
HICP, Annual rate (%)



Source : INSEE, Destatis, Eurostat

UNEMPLOYMENT RATE

As of % of civilian workforce



Source : Eurostat

BoP : CURRENT ACCOUNT

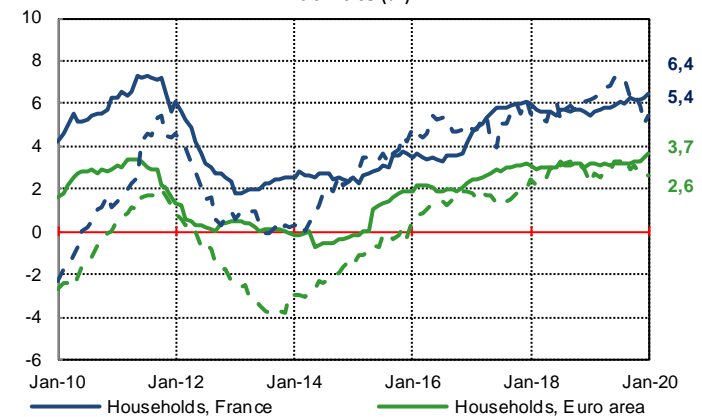
As % of GDP, seasonally adjusted balance Q3 2019

France	-0.8
Germany	+8.0
Euro area	+3.4

Source : Banque de France, Bundesbank, Eurostat
Calculation Banque de France - DGS

LOANS TO HOUSEHOLDS & NON FINANCIAL CORPORATIONS

Annual rate (%)



Source : Banque de France, BCE